

PARTICULARS	YES	NO
- IP Number allocated to each Patient	/	
- Name, Age & Sex of Patient	/	
- General Admission Consent	/	
- Initial Assessment of Patient / Diagnosis	/	
- Nutritional Assessment by Consultant	/	
- Plan of care counter signed by the Consultant	/	
- Treatment Orders - Date, Time, Name & Sign.	/	
- Medication Order / Drug Chart - Date, Time, Name & Sign.	/	
- Vital Signs Chart (TPR Chart)	/	
- Intake Output Chart	/	
- Drug Chart (Duly filled)	/	
- Anesthesia Consent - (8 thing) - Date, Time, Name & Sign. of both Patient & Anesthetist		
- Anesthesia Assessment Sheet		
- Surgery Consent - (8 things) - Date, Time, Name & Sign of both Patient & Surgeon		
- Surgery Notes - Post Operative Plan		
- Pain Scoring System	/	
- Blood Transfusion if done		
- High Risk Procedures		
- A copy of the Discharge Summary	/	

ESI

MHI/IPD/2022/002


Medway Hospitals®

The way to better health

(A Unit of United Alliance Healthcare Pvt Ltd)

 P
N
L
I

Mr. ARUMUGAM PUCHI

53/Male/MHI202400017

03/01/2024/IPH2024000019

Dr. G. GNANAVELU



Where heart beat never stops...

ADMISSION SLIP

 Admitting Doctor: Dr. Gnanavelu

 Speciality: Cardiologist

 Advised Date & Time: 2/1/24 @ 10:19 AM

Provisional Diagnosis:

Recent NSTEMI + Lateral wall extension,
 (M) LV dysfunction,
 Anemia.

Reason for Admission:

☐ Medical Management

☐ Surgical Management

☒ Others (please specify details) _____

Admission Type:

☒ Day Care

☐ ER

☐ Ward

☐ ICU

(Specify details)

Surgery / Procedure Name (if planned):

CAG

Blood Product Requirement:

☒ No

☐ Yes (Kindly specify details of components required in space below)

Expected Duration of Stay:

Day Care

Expected Cost of Treatment (as per Financial Counseling Form):

 Payer: ☐ Self ☐ Insurance ☐ Others:

GSI

Instructions to Nurse (if any):

GSI
Admission in RL

Any other Instructions (if any):

GSI

Doctor's Signature

Name

Dr. G. Gnanavelu MD, DM (Cardio), FACC

 Advisor & Mentor
 Chief Cardiologist

Reg. No: 39469

Reg. No.

Date

Time

2/1/24
10:19 AM

For admission desk staff only:

Room Category: ☐ General Ward
☐ Single Room
☐ Twin Sharing
☐ Deluxe Room
☐ Suite Room
☒ Others _____

Admission intimation Receipt Details

Admission Time in HIS

Date

Time

Date

Time

3/1/24

10:42pm

3/1/24

10:42pm

Source:

☒ OPD

☐ ER

☐ Direct

To be filled only if Blood requirement specified by the Doctor:

Is Blood Reservation and Blood Bank clearance completed as advised: ☐ Yes ☐ No

Front office Staff Signature

Name

Emp. No.

Date

Time



S. Vignesh

026

3/1/24

10:42

Admission Desk
10/10/23
10/10/23
10/10/23

ESI


Medway Hospitals®

The way to better health

(A Unit of United Alliance Healthcare Pvt Ltd)


Mr. ARUMUGAM PUCHI

53/Male/MHI202400017

03/01/2024/IPH2024000019

Dr. G. GNANAVELU



MHI/HOSP/2022/129



ADMISSION FORM

Marital Status married	Full Address ARUMUGAM - poachi - Co. SELLIAMMAN Koil St 3rd Cross Irrumbalur East Tambaram Ch-59	Telephone Number 8122951152
Occupation coole		
Referred from Ref E11	Date of Time of Admission 3/1/24 10:42pm	Date & Time of Discharge 03/1/24 @ 16:10
Total No. of Days 8 hrs 30 mts.		
UNIT RL	MLC <input type="checkbox"/> Yes <input checked="" type="checkbox"/> No If Yes AR No. :	
FINAL DIAGNOSIS		ICD Code
CAD - IWM I (12/2023)		I25.1
NORMAL LV SYSTOLIC FUNCTION		I50.1
SYSTEMIC HYPERTENSION		I10
ANEMIA		D64.9
ULCER LEFT FOOT		L97.5
DATE	OPERATION / PROCEDURES	ICPM Code
3/1/24	CORONARY ANGIOGRAM	88.50
DATE	TYPE OF ANESTHESIA	
3/1/24	<input type="checkbox"/> GENERAL <input type="checkbox"/> SPINAL <input checked="" type="checkbox"/> LOCAL <input type="checkbox"/> REGIONAL <input type="checkbox"/> EPIDURAL	
DISCHARGE STATUS		
<input checked="" type="checkbox"/> Cured <input type="checkbox"/> Discharge at Request <input type="checkbox"/> Expired < 48 hours <input type="checkbox"/> Improved <input type="checkbox"/> Against Medical Advice <input type="checkbox"/> Expired > 48 hours <input type="checkbox"/> Unchanged <input type="checkbox"/> Absconded <input type="checkbox"/> Post-Operative Death <input type="checkbox"/> Transferred to		
Signature of the Consultant <i>[Signature]</i>		Signature of Medical Records Officer <i>[Signature]</i>

S.No. : 5

AUTHORISATION FOR TREATMENT I PAYMENT

I hereby authorise the Administration, Medical and Nursing and Paramedical, Staff of the Hospital Investigate treat and administer such drugs as may be necessary and to perform such operation under anaesthesia or other wise as may be deemed necessary and / or advisable in the diagnosis and treatment of my illness / patient A.R. MUGAM who is my father (Relationship).

I hereby under take to settle all the bills for hospitalisation charges related to me/the patient named overleaf on a periodic basis. In any case, I shall pay all the dues before getting discharged from the hospital.

However, in case I fail to pay the charges due to the hospital as agreed above, I hereby authorise the hospital to transfer me/the patient to any other hospital/institution for further treatment as deemed fit and proper by the hospital authorities.

I also acknowledge having been informed if the General Rules and Regulations of the Hospital and that all cash, jewellery and valuables belonging to the patient or theis attendants have been removed to a place of safety / handed over to the next of kin and I absolve the hospital of any responsibility with regard to any loss.

I have read out and explained the contents of the above to the Signatory in his vernacular .

சிகிச்சை, பணம் செலுத்துதல் முதலியவை செய்ய அதிகாரம் வழங்குதல்


இதன் மூலமாக நான் நிர்வாகம், மருத்துவம், தாதியர், ஏனைய மருத்துவ உழியர்கள் எனக்கு / நோயாளி-க்கு தேவைப்பட்ட சோதனைகளை செய்து மருந்துகளை கொடுக்கவும். மயக்க மருந்துகள் கொடுத்து செய்முறைகள்/அறுவை சிகிச்சை செய்யவும் அதிகாரம் வழங்குகிறேன். நான் / இதில் குறித்துள்ள நோயாளின் செலவுக்கான தொகை முழுவதும் செலுத்த இதன் மூலம் உறுதி அளிக்கிறேன்.

மேல் கூறியது போல் வேளை நான் தங்கள் மருத்துவத்திற்கான செலவுகளை கட்டத் தவறினால் என்னை நோயாளியை வேறொரு மருத்துவமனைக்கு, பிற சிகிச்சை / அறுவை சிகிச்சை செய்ய இடமாற்ற ஒப்புதலை எனது உறவினர்கள் மூலமாக பெற நான் அதிகாரம் அளிக்கிறேன்.

மருத்துவமனையின் பொது சட்ட திட்டங்கள் பற்றி தெரிவிக்கப்பட்டிருக்கிறேன்.

நோயாளிக்கு உரிமையான எல்லா பணம், நகை மதிப்பிடக்கூடி பொருட்கள் யாவும் பாதுகாப்பான இடத்திற்கு மாறுபட்டுவிட்டன / அல்ல நெருங்கிய உறவினரிடம் கொடுக்கப்பட்டுள்ளது. இந்த மருத்துவமனை எனது/நோயாளியின் எந்தவித நஷ்டத்திற்கு பொறுப்பில்லை என உறுதி செய்கிறேன்.

மேற்குறிப்பிட்ட அனைத்தும் எனக்கு விவரிக்கப்பட்ட பிறகுதான் கையொப்பமிட்டேன்.




செவிலியர் கையொப்பம்

Signature of Admitting Nurse

2/1/2024

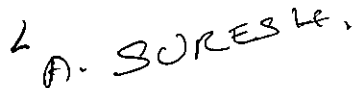
தேதி

Date



எனது/உறவினர்/காப்பாளர் கையொப்பம்

Signature of the Patient / Relative / Gurdian



உறவுமுறை (Son)

Nature of Relationship



GENERAL CONSENT FOR ADMISSION

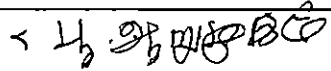
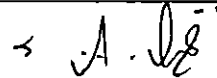

I, Arumugam puchi the ☒ Patient or ☐ Representative of patient have
(please tick the correct option above and below)

☐ Read

☐ Been explained this consent form in English, which I fully understand.

- I give my full consent and authorization for admission and treatment at this hospital. The proposed treatment plan has been explained to me.
- I consent and authorize the hospital, treating doctors, nursing, technical and paramedical staff to provide relevant care and to conduct diagnostic as deemed necessary by the treating doctor / team.
- I also consent to use of assistants such as resident doctors, other doctors, nurses, and other healthcare workers by the hospital and treating doctor / team.
- I consent for clinical consultation, admission, disclosure of information required for clinical management (under confidence), routine medical examination (physical examination, palpation, percussion, auscultation), routine lab and imaging investigations, general nursing care, diet and physiotherapy assessment and counselling.
- I have been explained about the proposed care plan, expected result(s), possible outcome(s) and expected cost of treatment/ hospital stay.
- I understand that the hospital will take due care of me / my patient but, that there is always a possibility of an unexpected complication(s) which may necessitate longer stay and / or use of intensive care services. In such cases, procedure different from those contemplated and other intervention(s) may sometimes be needed.
- I declare that, I have and will inform the doctor of my medical history including previous illnesses, allergies, drug reaction(s), surgical procedure, relevant medical family history and all other facts relevant to my treatment. I shall not hold the hospital/ doctor responsible for any consequences which may arise due to non-disclosure of relevant information on my part.
- I declare that I have been explained about my rights and responsibilities.
- I have been made aware of the rules and regulations of the hospital including those related to security and I promise to abide by them.
- I understand that in case of some unexpected event occurring during the course of my stay I may be suggested a transfer to another hospital / healthcare organization, as considered appropriate by my treating doctor.
- I understand that, drugs, consumables and devices will be charged on an 'as actual' basis as per the hospital tariff. I have been informed and I understand that there can be usage of certain reprocessed items during the course of the treatment. I also understand that only full strips of medicines shall be issued and returned. I declare that I take full responsibility of settling the bill before leaving the hospital premises at the time of discharge.

- I further declare that I have been given an opportunity to ask question(s) related to my admission, care plan and proposed hospital stay, and that such questions have been answered to my satisfaction.
- I declare that I have received and fully understood the information provided in this consent form, that I have been given an opportunity to ask questions relating to my admission, care plan and proposed hospital stay, and that all my questions have been answered to my entire satisfaction and there are no misconceptions or false hopes in my mind. I further declare that all fields (of this form) requiring insertion or completion were filled in my presence at the time of my signing this form.
- I, the above-named Patient / named patient's representative, do further hereby declare that I am above 18 years of age as on the date of signing this form, mentally sound and am giving consent without any fear, threat or false misconception.

	Signature / Thumb Impression*	Name	Date	Time
Patient		ARUMUGAM	31/1/24	10:24 pm
Surrogate/Guardian (if applicable #)		A. Nagaraj (Write name and relationship with patient)	31/1/24	10:24 pm
Reason for surrogate consent	Patient is unable to give consent because:			
Witness		P. SURESH	31/1/24	10:24 pm
Interpreter (if applicable)				

* Right Hand for Males & Left Hand for Females | # Only if Patient is a minor or unable to give consent



Every heart beat counts
(A Unit of United Alliance Healthcare Pvt Ltd)

DAY CARE DISCHARGE SUMMARY

IP No.	IPH2024000019	D.O.A	: 03/01/2024
UHID	MHI202400017	D.O.P	: 03/01/2024
Name	Mr. ARUMUGAM PUCHI	Room No.	: RL
Age / Gender	53 Years /MALE		
Consultant	Dr. G. Gnanavelu. MD., DM., (cardio) FACC Chief Cardiologist	D.O.D	: 03/01/2024

AGNOSIS:

CAD - IWMI (12/2023)
NORMAL LV SYSTOLIC FUNCTION
SYSTEMIC HYPERTENSION
ANEMIA
ULCER LEFT FOOT

PROCEDURE: CORONARY ANGIOGRAM DONE ON 03.01.2024 – SIGNIFICANT RCA DISEASE.

BRIEF HISTORY:

Mr. Arumugam Puchi, 53years old male, presented with complaints of chest pain. He was evaluated in ESIC hospital and advised Coronary angiogram and referred to Medway Heart Institute on 03.01.2024 for which he has been admitted.

ON EXAMINATION:

HR: 92bpm ; BP: 152/87mmHg ; SPO₂ : 98% in room air
SVS: S1S2+ ; RS : Clear ; CNS: NFND; Abd: Soft

INVESTIGATIONS:

BLOOD: Hb- 8.7gm/dl, TWBC – 9900cells/cumm, PLT – 567000cells/cumm, Urea – 26.24mg/dl, Creatinine – 0.84mg/dl, Sodium – 141mg/dl, Potassium – 4.59mg/dl, PT/INR – 12.7/1.1.

ECG: sinus rhythm, HR – 89 bpm. ST elevation in II, III & aVF. ST depression in I, aVL.

ECHO: Mitral annular calcification(+). ¼ MR. No RWMA Normal LV systolic function. EF – 71%. 3.1mm PE, posterior to LV. clot / PHT.

#9, 1st Main Road, United India Colony, Kodambakkam, Chennai - 600024. Tel : 044 - 4310 8959

f @MedwayHospitals @medwayhospitals in @medway-hospitals @medwayhospitals



94457 94457
1800 572 3003

Medway Group of Hospitals

Kodambakkam 044-2473 4455	Mogappair 044-26530011	Kumbakonam 044-2473 4455	Chengalpattu 044-27426829	Villupuram 04146-242000
------------------------------	---------------------------	-----------------------------	------------------------------	----------------------------

Medway Centre of Excellence (Chennai)

Heart Institute 044 - 4310 8959	Institute of Pulmonology 044-2473 4454
------------------------------------	---

E-mail : info@medwayhospitals.com | Website : www.medwayhospitals.com | CIN : U74900TN2011PTC083665

MHI/HOSP/2022/118



JCI ACCREDITED



NABH ACCREDITED

Mr. ARUMUGAM PUCHI

UHID: MHI202400017



Every heart beat counts
(A Unit of United Alliance Healthcare Pvt Ltd)

CORONARY ANGIOGRAM FINDINGS:Right-dominant system; **SIGNIFICANT RCA DISEASE.** (reports enclosed)**ADVICE : PTCA TO RCA.****ADVICE MEDICATIONS:**

SI. NO	NAME OF THE DRUGS WITH GENERIC NAME	DOSAGE	FREQUENCY			ROUTE	RELATION SHIP WITH FOOD	DURATION
			M	A	N			
1	TAB. ECOSPRIN (ASPIRIN)	75 MG	0	1	0	ORAL	AFTER FOOD	TO CONTINUE
2	TAB. AX CER (TICAGRELOR)	90 MG	1	0	1	ORAL	AFTER FOOD	TO CONTINUE
3	TAB. ATORVA (ATORVASTATIN)	40 MG	0	0	1	ORAL	AFTER FOOD	TO CONTINUE
4	TAB. ISDN	5 MG	0	0	0	ORAL	AFTER FOOD	S/L SOS
5	TAB. NITROCONTIN (NITROGLYCERIN)	2.6 MG	1	0	1	ORAL	AFTER FOOD	TO CONTINUE
6	TAB. AMLONG (AMLODIPINE)	5 MG	1	0	1	ORAL	AFTER FOOD	TO CONTINUE
7	TAB. FLAVEDON MR (TRIMETAZIDINE)	35 MG	1	0	1	ORAL	AFTER FOOD	TO CONTINUE
8	TAB. MET XL (METOPROLOL SUCCINATE)	25 MG	1	0	0	ORAL	AFTER FOOD	TO CONTINUE
9	TAB. PAN (PANTOPRAZOLE)	40 MG	1	0	0	ORAL	BEFORE FOOD	TO CONTINUE
10	TAB. LIVOGEN	1 TAB	1	0	1	ORAL	AFTER FOOD	TO CONTINUE

DISCHARGE ADVICE

DIET	LOW FAT & SALT DIET.
PHYSICAL ACTIVITIES	AVOID STRENUOUS ACTIVITIES.
REVIEW	REVIEW WITH DR. G. GNANEVELU ON 10.01.2024 FOR PTCA AFTER APPROVAL FROM ESIC HOSPITAL.

To report: If temp > 101 °F / Difficulty in breathing / chest pain / Giddiness/ palpitations.

In case of emergency Contact: Medway Hospitals @ 4310 8959.

"I understood the Content of the discharge summary."

Dr. G. Gnanavelu. MD., DM., (cardio) FACC
Chief Cardiologist

Dr. G. Gnanavelu MD, DM (cardio), FACC
Chief Cardiologist
Reg. No: 39469

Typed by: Ezhilarasi.

#9, 1st Main Road, United India Colony, Kodambakkam, Chennai - 600024. Tel : 044 - 4310 8959

f @MedwayHospitals @medwayhospitals in @medway-hospitals @medwayhospitals



94457 94457
1800 572 3003

Medway Group of Hospitals

Kodambakkam 044-2473 4455 | Mogappair 044-26530011 | Kumbakonam 044-2473 4455 | Chengalpattu 044-27426829 | Villupuram 04146-242000

E-mail : info@medwayhospitals.com | Website : www.medwayhospitals.com | CIN : U74900TN2011PTC083665

Medway Centre of Excellence (Chennai)

Heart Institute
044 - 4310 8959

Institute of Pulmonology
044-2473 4454

MHI/HOSP/2022/118

DAY CARE INITIAL ASSESSMENT FORM

Date: 3/1/24 Time of arrival: 10:55

Part A (to be filled by Nurses)

Vital Signs: Temp: 98 (°F) | Pulse / HR: 92 (beats/min) | BP: 152/87 (mmHg)
Respiration: 24 (breaths/min) | SpO₂: 98 (%) | Height: 155 (cms) | Weight: 150 (kgs) | BMI: 20.8 kg/m²

Any Language Barrier: ☐ Yes ☒ No If yes, please call Language Coordinator / Translator

Allergies: ☒ Yes ☐ No If Yes, specify: SKIN Allergy.

Psychosocial Assessment:

Alcohol Intake: ☐ Yes ☒ No **Substance Abuse:** ☐ Yes ☒ No **Smoking:** ☐ Yes ☒ No

Do you have any special religious, spiritual or cultural needs to be considered? ☐ Yes ☐ No

If Yes, specify details: _____

Pain Screening

Pain: ☐ Yes ☒ No. If Yes, Score: 0/10

Pain Scale used: ☐ PIPPS (28 weeks to < 38 weeks) ☐ CRIES (38 weeks - 2 months)

☐ FLACC Scale (2 months - 7 years) ☐ Wong-Baker FACES Pain Rating Scale (7 years - 12 years)

☒ Numerical Rating Scale (Age more than 12 years)

Duration: _____ Location: _____

Pain Character: ☐ Dull ☐ Aching ☐ Sharp ☐ Stabbing ☐ Shooting ☐ Burning ☐ Referred / Radiant Pain

Nutritional Screening:

Last 3 months Appetite ☐ Increased ☐ Decreased ☒ No Change

Last 3 months Weight ☐ Increased ☐ Decreased ☒ No Change

Fall Risk Screening for adults:


☒ No Risk
☐ Age more than 65 years ☐ History of fall in last 3 months
☐ Walks with assistance ☐ Any neurological problem

In case of 2 or more criteria met initiate detailed fall assessment and fall prevention protocol

Fall Risk Screening (for pediatrics)

☐ H/O fall in last 3 months ☐ Neurological problem (vertigo, seizure, etc) ☐ Deranged Mobility ☒ No Risk

In case of 2 or more criteria met initiate detailed fall assessment and fall prevention protocol

	Signature	Name	Emp. No.	Date	Time
Nurse		Ama majeshwar	0208	3/1/24	10:55

Part B (to be filled by Physicians)**Chief Complaints**

pt Referral from CSE hospital -
diagnosed as STEMI - 2002 → admitted & treated
in CSE hospital. now came for CSE.
now pt asymptomatic.

Past Medical History

H/O SHT.

Personal History

nil significant.

Significant Family History

nil significant f/H/O CAD.

Current Medication

S. No.	Current Medication	Dose	Route	Frequency	Date & Time of last dose	To be continued during hospital stay
	T - ECOSPRIN	75mg	p/o	o-1-o	2/1/24 at 8pm	<input type="checkbox"/> Yes <input checked="" type="checkbox"/> No
	T - ATORVA	40mg	p/o	o-o-1	2/1/24 at 8pm	<input checked="" type="checkbox"/> Yes <input type="checkbox"/> No
	T - ISDN	5mg	p/o	SOS.		<input checked="" type="checkbox"/> Yes <input type="checkbox"/> No
	T - NITROGLYCERIN	2.5mg	p/o	1-o-1	3/1/24 at 8pm	<input checked="" type="checkbox"/> Yes <input type="checkbox"/> No
	T - AMLODIPINE	5mg	p/o	1-o-1	3/1/24 at 8pm	<input checked="" type="checkbox"/> Yes <input type="checkbox"/> No
	T - FLAVONOIDS	35mg	p/o	1-o-1	3/1/24 at 8pm	<input checked="" type="checkbox"/> Yes <input type="checkbox"/> No
	T - MET XL	25mg	p/o	1-o-o	3/1/24 at 8pm	<input checked="" type="checkbox"/> Yes <input type="checkbox"/> No
						<input type="checkbox"/> Yes <input type="checkbox"/> No
						<input type="checkbox"/> Yes <input type="checkbox"/> No
						<input type="checkbox"/> Yes <input type="checkbox"/> No

CB4 - 201

Clinical Examination / Investigation

Old pt ~~2-7~~
Conscious.
Awakened.
S/G - Ven: 5.92 (+)
Rs: B 000 (+)
P 10 - 57f.
Cns: mns.

Serology & Negative
P1/Em - 12-7/1-1.
Tc 29900, Ptt 562000,
Hb 28-7.
Nat/Kt: 141/4-59.
B-U/S-creat: 26-24/0-84
Blood group: A +ve.

Provisional Diagnosis

Acute IWMZ + Labored wall excretion.
Q LVSF.
Anaemia

Plan of Care (including Investigations Ordered)

CAG


Doctor's Signature

Name

Reg. No.




Date

Time

 Dr. G. Arshad 9810 2/1/21 11.15



DOCTOR'S PROGRESS NOTES

DATE	NOTES
3/1/24 12:45 PM	<p><u>CAG @</u></p> <ul style="list-style-type: none"> - Rt radial access - SP sheath - SP TIA → CAG done <p><u>Imp:</u> Rt dominant / Significant RCA disease</p> <p><u>Adv:</u> PTCR to RCA</p> <p> 9724</p>
3/1/24 1:35 PM	<p><u>C/S/R: Dr. G. Anil Kumar</u></p> <p>Case received from Cath lab.</p> <p>Cath = Significant RCA disease, stable stable.</p> <p>Plan: PCT to RCA.</p> <p> 91810</p>
15:00	<p>Pt can be discharged today after observation.</p> <p> 91810</p>

Department of Dietetics

NUTRITION ASSESSMENT AND CARE PLAN FORM

Mr. ARUMUGAM PUCHI

53/Male/MHI202400017

03/01/2024/UPH2024000019

Dr.G. GNANAVELU



Diagnosis:

CAG / VMT + lateral atherosclerosis / Anemia / HTN / Pool ulcer.

Height: 88 cms

Weight: 75 Kgs

Food allergies: Yes/No; if yes, specify:

skin allergy

Religious Beliefs:

☐ Vegetarian

☐ Non Vegetarian

☐ Eggetarian

☐ Jain

Diet Prescription:



1600 Calories, low fat, low salt diet

SUBJECTIVE GLOBAL ASSESSMENT (ADULTS)

(A) Patient's related Medical History				
1) Weight Change (overall change in past 6 months)				
<input checked="" type="checkbox"/> 1	<input type="checkbox"/> 2	<input type="checkbox"/> 3	<input type="checkbox"/> 4	<input type="checkbox"/> 5
No weight change/gain	<5%	5-10%	10-15%	>15%
2) Dietary Intake				
Duration:				
<input type="checkbox"/> 1	<input type="checkbox"/> 2	<input type="checkbox"/> 3	<input type="checkbox"/> 4	<input type="checkbox"/> 5
Oral	No change	Sub-optimal solid diet	Full liquid diet/moderate overall decrease	Hypo-caloric liquid diet
Enteral / Parenteral Nutrition	Adequate / Excessive	Sub-optimal	Inadequate	Typo-caloric feeds
3) Gastrointestinal Symptoms Duration:				
<input type="checkbox"/> 1	<input type="checkbox"/> 2	<input type="checkbox"/> 3	<input type="checkbox"/> 4	<input type="checkbox"/> 5
No symptoms	Nausea	Vomiting/moderate GI symptoms	Diarrhoea	severe anorexia
4) Functional Capacity (Nutrition related functional impairment) Duration:				
<input type="checkbox"/> 1	<input type="checkbox"/> 2	<input type="checkbox"/> 3	<input type="checkbox"/> 4	<input type="checkbox"/> 5
None /improved	Difficulty with ambulation	Difficulty with normal activity	Light activity	Bed / chair-ridden with no or little activity
5) Co-morbidity (Disease and its relationship to nutrition requirements)				
<input type="checkbox"/> 1	<input type="checkbox"/> 2	<input checked="" type="checkbox"/> 3	<input type="checkbox"/> 4	<input type="checkbox"/> 5
Healthy	Mild co-morbidity	Moderate co-morbidity/ age >75 years	severe co-morbidity	Very severe multiple co-morbidity
B) Physical examination				
1) Decreased fat stores or loss of subcutaneous fat:				
<input type="checkbox"/> 1	<input type="checkbox"/> 2	<input type="checkbox"/> 3	<input type="checkbox"/> 4	<input type="checkbox"/> 5
Normal	Mild	Moderate		Severe
2) Sign of muscle wasting				
<input type="checkbox"/> 1	<input type="checkbox"/> 2	<input type="checkbox"/> 3	<input type="checkbox"/> 4	<input type="checkbox"/> 5
Normal	Mild	Moderate		Severe
Total Score = Sum of above 7 components				
Nutritional Status : Based on this patient is				
Well Nourished		<input type="checkbox"/> (7 to 14)		
Moderately Malnourished		<input type="checkbox"/> (15 to 18)		
Severely Malnourished		<input type="checkbox"/> (19 to 35)		
Nutrition Intervention:				
<input type="checkbox"/> Oral		<input type="checkbox"/> Enteral		<input type="checkbox"/> Parenteral
Diet counselling provided:		<input type="checkbox"/> Yes		<input type="checkbox"/> No
Frequency of re-assessment:		<input type="checkbox"/> Weekly		<input type="checkbox"/> Fort - night
Enteral / Parenteral		<input type="checkbox"/> Daily		<input type="checkbox"/> Monthly
		Calorie count:		<input type="checkbox"/> Yes
				<input type="checkbox"/> No

Dietitian Signature / Name / Date / Time:

[Signature] 31/12/24 16:00

DATE AND TIME	DIETITIAN NOTES	SIGNATURE
<p>03/11/24 16:00</p>	<p>A 53 years old gentleman came to c/o chest pain was assessed to be well-nourished as evident by SGA.</p> <p>K/CLO - SH-TN</p> <p>patient <u>shifted</u> to cath lab for procedure (CAG).</p> <p>Kept on NBM. patient <u>referred</u> to Radial lounge. NBM ones. patient tolerated liquid diet can initiate soft solid diet.</p> <p>Educated the patient & family on 1600 calories, low fat, low salt diet <u>on discharge</u>.</p>	<p> 0286</p>
<p>03/11/24 16:00</p>	<p>Emphasized on small frequent meals.</p> <p>diet modifications & clarification done.</p> <p><u>diet chart</u> given on discharge</p>	<p> 0286</p>

PATIENT TRANSFER FORM DIAGNOSTICS / PROCEDURES

Diagnosis: PERCENT TWINT / LATERAL WALL EXTREMITIES Allergies if any: SKIN ALLERGY.

From (Area)	To (Area)	Date	Time	Reason for Transfer / Name of Procedure
<u>CCU RL</u>	<u>Cath lab</u>	<u>3/1/24</u>	<u>12:10</u>	<u>CAH</u>

Method of Transfer: ☐ On Bed ☒ On Wheelchair ☐ On Stretcher

ASSESSMENT OF PATIENT:

General condition of Patient: ☒ Conscious ☐ Semi-conscious ☐ Un-conscious

Language Barrier: ☐ Yes ☒ No ☐ If Yes, specify: _____

Fall Risk Category: ☐ Low Risk ☐ Medium Risk ☒ High Risk

Vital Signs (to be documented at the time of shifting):

Temp (°F)	RR (breaths/min)	Pulse (beats/min)	SpO ₂ (%)	BP (mmHg)	Pain Score
<u>98.6</u>	<u>20-24</u>	<u>94</u>	<u>98</u>	<u>152/51</u>	<u>0/10</u>

Pain Scale used: ☐ PIPPS (28 weeks to ≤ 38 weeks) ☐ CRIES (38 weeks - 2 months)
☐ FLACC Scale (2 months - 7 years) ☐ Wong-Baker FACES Pain Rating Scale (7 years - 12 years)
☒ Numerical Rating Scale (>12 years) ☐ CPOT (ventilator / comatose)

Any pre-medication given: _____

Any critical information: _____

Any specific recommendation: _____

Handover by	Signature	Name	Emp. No.	Date	Time
	<u>[Signature]</u>	<u>Uma Maheshwari</u>	<u>0208</u>	<u>3/1/24</u>	<u>12:15</u>
Handed over to		<u>V. Dhanya</u>	<u>0202</u>	<u>3/1/24</u>	<u>12:15</u>

After Procedure:

Procedure completed: ☐ Yes ☒ No | Any critical information: Nil

Vital Signs (to be documented at the time of shifting):

Temp (°F)	RR (breaths/min)	Pulse (beats/min)	SpO ₂ (%)	BP (mmHg)	Pain Score
<u>98.6</u>	<u>22 br/min</u>	<u>86 br/min</u>	<u>100%</u>	<u>181/83(114)</u>	<u>1/10</u>

Pain Scale used: ☐ PIPPS (28 weeks to ≤ 38 weeks) ☐ CRIES (38 weeks - 2 months)
☐ FLACC Scale (2 months - 7 years) ☐ Wong-Baker FACES Pain Rating Scale (7 years - 12 years)
☒ Numerical Rating Scale (>12 years) ☐ CPOT (ventilator / comatose)

Handover by	Signature	Name	Emp. No.	Date	Time
	<u>[Signature]</u>	<u>V. Dhanya</u>	<u>0202</u>	<u>3/1/24</u>	<u>13:25</u>
Handed over to		<u>S.UMA MAHESWARI</u>	<u>0208</u>	<u>3/1/24</u>	<u>13:25</u>

Mr. ARUMUGAM PUCHI		ANGIOGRAM / CORONARY ANGIOPLASTY	
53/Male/MHI202400017		Sex: <u>M/F</u> <u>53y</u>	
Patient Name	03/01/2024/IPH2024000019	UHID	
Consultant:	Dr. G. GNANA VELU		

CONDITION AND PROCEDURE

Dr. Gnanavelu..... has explained that I have the following condition:

Fat (cholesterol) and calcium can build up in the arteries like rust in old pipes. It can stop the flow of blood to the heart. This can cause angina or a heart attack. The Coronary Angiography procedure is performed to show up the amount of disease in the coronary arteries, the blood vessels that supply the heart with blood. After an injection of local anaesthetic, a fine tube (catheter) is put into the artery in the groin/hand. The tube is carefully passed into each coronary artery in turn. A series of video pictures are taken using x-rays and an iodine containing contrast medium (x-ray dye). The contrast medium may be injected into the main pumping chamber of the heart (left ventricle). This helps us to find out whether you have any narrowing or blockage of your coronary arteries. The doctor can then tell you which treatment is best for you after carefully studying and discussing your pictures. This may be an operation such as a coronary by-pass or a procedure called an angioplasty (the arteries are widened using a small sausage shaped balloon). Sometimes, drugs alone may be a suitable option.

RISKS OF THIS PROCEDURE

The risk of coronary angiography depends on:

- (i) The nature of coronary artery disease (ii) The pumping status of the heart (iii) Your age and general health

These are some of the more serious risks that can happen, but are not the only risks:

Less than 1 in 10,000 (0.0001%)	(a) skin injury from radiation, causing, reddening of the skin
1 in 1000 people (0.001%)	(b) A stroke. This can cause paralysis and long term disability (c) Heart attack. (d) A dangerous reaction to the x-ray contrast medium (dye). If this happens, you may have severe reactions such as asthma, shock and convulsions. Death in extremely rare cases about 1 in 2,50,000 to 4,00,000 injections. (e) Need for major surgery to the leg at the puncture site. (f) Need for emergency heart surgery or angioplasty. (g) A higher lifetime risk from x-ray exposure. (h) Death
1 in 100 people (0.01%)	(i) the heart may not beat in a proper rhythm which will need urgent treatment (j) Surgical repair of the groin puncture site. This may need a longer stay in hospital. (k) Minor reaction to contrast medium such as hives. (l) Loss/impairment of kidney function due to the contrast medium
1 in 20 people (0.05%)	(m) Major bruising or swelling at the groin puncture site
Most People	(n) Minor bruising

PATIENT CONSENT:

I acknowledge that Dr. Gnanavelu..... has explained my medical condition and the proposed procedure. I understand the risks of the procedure, the anaesthetic including the risks that are specific to me and the likely outcomes if complications occur. The Doctor has explained other relevant treatment options their risks and my right to refuse the treatment. He has explained my prognosis and the risks of not having the procedure. I was able to ask questions and raise concerns with the doctor about my condition, the procedure and its risks, and my treatment options. My questions and concerns have been discussed and answered to my satisfaction. I understand that in the unlikely event of complications, I may require a blood transfusion, an additional procedure or surgery. The doctor has explained to me that if immediate life-threatening events happen during the procedure, they will be treated accordingly. I understand that no guarantee has been made that the procedure will improve the condition

On the basis of the above statements,

I REQUEST TO HAVE THE PROCEDURE

	Signature	Name	Date	Time
Patient/Guardian with relationship	<u>A. Suresh</u>	<u>MR. NARARAT</u>	<u>3/1/24</u>	<u>10:50</u>
witness	<u>A. Suresh</u>	<u>A. SURESH</u>	<u>3/1/24</u>	<u>10:50</u>
Doctor	<u>Dr. Gnanavelu</u>	<u>Dr. Saleh Siddham</u>	<u>3/1/24</u>	<u>10:50</u>
Interpreter				

நோயாளியின் பெயர்:	வயது:	பாலினம்: ஆண் / பெண்
மருத்துவ ஆலோசகர்:	வார்டு படுக்கை எண்:	யுஹெச்ஐடி (UHID) :

நிலை மற்றும் செயல்முறை

பின்வரும் சூழ்நிலையை நான் கொண்டிருப்பதாக மருத்துவர் அவர்கள் விளக்கினார்.

பழைய இருமல் குழாய்களில் துருபிடிப்பதைப் போல், தமனிகளில் கொழுப்பு மற்றும் கால்சியம் சேரும். இது ஆன்ஜினா அல்லது மாரடைப்பின் ஏற்படுத்துகிறது. இதயத்திற்கு ரத்தத்தினை வழங்கும் ரத்தக்குழாயான இதயச்சுவர் சிறை தமனிகளில் நோயின் அளவினை கண்டறிய கரோனரி ஆஞ்சியோகிராஃபி செயல்முறை மேற்கொள்ளப்படும். ஒரு லோக்கல் அனஸ்தீட்டிக் (மயக்க மருந்து) வழங்கப்பட்ட பின், ஒரு சிறிய குழாயானது (கத்தீடர்) கவடை/கையிலுள்ள தமனியில் செலுத்தப்படும். இந்த குழாய் ஒவ்வொரு இதயச்சுவர் சிறை தமனிகளிலும் மாற்றி கவனமாக வரிசையாக செலுத்தப்படும். எக்ஸ்ரே மற்றும் பிற அயோடின்கொண்டுள்ள கான்ட்ராஸ்ட் மீடியத்தினை (எண்ஸ்ரே டைட்) பயன்படுத்தி, பல வீடியோ படங்கள் வரிசையாக எடுக்கப்படும். இதயத்தின் முக்கிய ஏற்றியிறைத்தல் அறையில் (இடதுபக்க இருதய கீழறை) இந்த கான்ட்ராஸ்ட் மீடியம் உட்செலுத்தப்படலாம். இது இதயத்தின் அளவினை மதிப்பிடவும் மற்றும் அது எவ்வாறு பம்பு செய்கிறது என்பதை மதிப்பிடவும் மேற்கொள்ளப்படும். இப்படங்கள் நமக்கு இதயச்சுவர்சிறை தமனிகள் குறித்த ஒரு படத்தினை வழங்கும். இது உங்களுக்கு ஏதேனும் அடைப்பு இருக்கிறதா என்பதை கண்டறிய உதவும். பின்னர் உங்கள் படங்களை கவனமாக பார்த்த பின் மருத்துவரால் உங்களுக்கு ஏற்ற சிகிடையை மேற்கொள்ள முடியும். இவை பை-பாஸ் அறுவை சிகிடையாகவும் இருக்கலாம் அல்லது ஆன்ஜியோபிளாஸ்டி (பூனாள் வழவம் கொண்டதொரு சிறிய சாசேக் கொண்டு தமனியை அகலப்படுத்துதல்) என்னும் ஒரு செயல்முறையாகவும் இருக்கலாம். சில நேரங்களில் மருந்துகள் மட்டுமே போதுமானதாக இருக்கலாம்.

இச்செயல்முறையிலுள்ள இடர்பாடுகள்

இதயச்சுவர் சிறை ஆன்ஜியோகிராஃபியிலுள்ள இடர்பாடுகள் பின்வருபவைகளையே சார்ந்திருக்கும்

- (i) இதயச்சுவர் சிறை தமனி நோயின் தன்மை (ii) இதயத்தின் ஏற்றியிறைத்தல் நிலை (iii) இதயத்தின் வயது மற்றும் பொது ஆரோக்கியம் ஏற்பட வாய்ப்புள்ள சில தீவிர இடர்பாடுகள் பின்வருமாறு. ஆனால் கிடைக்கக்கூடிய மட்டுமே முழுமையான இடர்பாடுகள் அல்ல

10.00-ல் ஒருவருக்கும் கீழ் (0.0001 சதவிகிதம்)	(a) கதிர்வீச்சின் காரணமாக ஏற்படும் தோல் பாதிப்பு, சருமம் சிவந்து போதல்
1000-ல் ஒருவருக்கு (0.001 சதவிகிதம்)	(b) வலிப்பு, இது பக்கவாதம் மற்றும் நீண்டநாள் ஊனத்தை ஏற்படுத்தலாம் (c) மாரடைப்பு (d) எக்ஸ்-ரே கான்ட்ராஸ்ட் மீடியத்தின் (டைட்) ஆபத்தான விளைவுகள் . இவை ஏற்பட்டால் உங்களுக்கு ஆஸ்துமா, அதிர்ச்சி மற்றும் வலிப்பு போன்றவைகள் ஏற்படலாம். 2,50,000 முதல் 4,00,000 ஊசிகளில் ஒன்று மரணத்தையும் விளைவிக்கலாம். (e) குத்தப்பட்ட இடத்தில் பெரிய அறுவை சிகிச்சை மேற்கொள்ள வேண்டியது வரலாம். (f) அவசரமாக இதய அறுவை சிகிச்சை அல்லது ஆன்ஜியோபிளாஸ்டிக் தேவைப்படலாம். (g) எக்ஸ்ரே கதிர் பாதிப்பு காரணமாக அதிக வாழ்நாள் அச்சுறுத்தல் இடர்பாடு. (h) இறப்பு
100-ல் ஒருவருக்கு (0.01 சதவிகிதம்)	(i) இதயம் சரியான முறையில் துடிக்காமல் இருக்கலாம். அதற்கு அவசரமாக சிகிச்சை தேவைப்படும் (j) குத்தப்பட்ட கவாடை பகுதியில் அறுவை சிகிச்சை சரிபாடு. இதனால் மருத்துவமனையில் நீண்ட நாட்கள் தங்கியிருக்க வேண்டியது வரலாம் (k) தோல் அரிப்பு போன்ற சிறு விளைவுகள் (l) கான்ட்ராஸ்ட் மீடியம் காரணமாக சிறுநீரகம் செயல்படாமை அல்லது அதன் வலு குறைதல்
20-ல் ஒருவருக்கு (0.01 சதவிகிதம்)	(m) குத்தப்பட்ட இடத்தில் பெரிய அளவினான சிராய்ப்பு அல்லது வீக்கம்
பெரும்பாலான மக்களுக்கு	(n) சிறிய அளவினான சிராய்ப்பு

நோயாளி ஒப்புதல்

மருத்துவர் அவர்கள் என்னுடைய மருத்துவ நிலையையும் மற்றும் முன்மொழியப்பட்டுள்ள செயல்முறையையும் எனக்கு விளக்கினார். செயல்முறையிலுள்ள இடர்பாடுகள், மயக்க-மருந்துகள் உட்பட எனக்கு குறிப்பாக ஏற்படும் இடர்பாடுகள் மற்றும் சிக்கல்கள் ஏற்பட்டால் என்னவாகும் என்பவைகளை நான் புரிந்து கொண்டள்ளேன். மருத்துவர் பிற தொடர்புள்ள சிகிச்சை விருப்பத் தேர்வுகள், அதன் இடர்பாடுகள் மற்றும் சிகிச்சை மறுப்பதற்கான என்னுடைய உரிமை ஆகியவைகளையும் எனக்கு விளக்கினார். அவர் என்னுடைய முன் கணிப்புகள் மற்றும் செயல்முறையை மேற்கொள்ளாமல் இருப்பதால் ஏற்பட வாய்ப்புள்ள இடர்பாடுகள் ஆகியவைகளையும் எனக்கு விளக்கினார். என்னுடைய நிலை குறித்து என்னால் கேள்வி எழுப்ப முடிந்தது மற்றும் என்னுடைய கவலைகளை தெரிவிக்கவும். செயல்முறை மற்றும் அதன் பலன்களை தெரிவிக்கவும் மற்றும் எனது சிகிச்சை விருப்பத்தேர்வுகள் குறித்த கவலைகளையும் என்னால் தெரிவிக்க முடிந்தது. என்னுடைய கேள்விகளும் மற்றும் கவலைகளும் கலந்தாலோசிக்கப்பட்டது மற்றும் எனக்கு திருப்திகரமான முறையில் அவற்றிற்கு பதிலளிக்கப்பட்டது. அசாதாரணமான சூழலில், எனக்கு இரத்தமேற்றாதல், ஒரு கூடுதல் செயல்முறை அல்லது அறுவைசிகிச்சை தேவைப்படலாம் என்பதை நான் புரிந்து கொண்டள்ளேன். உயிருக்கு ஆபத்தினை விளைக்கும் நிகழ்வுகள் ஏற்பட்டால் அதற்கு உடனடியாக சிகிச்சையளிக்கப்படும் என்பதை எனக்கு விளக்கினார். இச்செயல்முறையினால் என்னுடைய நிலை மேம்படும் என்பதற்கு எத்தகைய உத்தரவாதமும் இல்லை என்பதை நான் புரிந்துகொண்டள்ளேன்.

செயல்முறையை எனக்கு மேற்கொள்ளுமாறு கேட்டுக்கொள்கிறேன்

கையெழுத்து	பெயர்	தேதி	நேரம்
நோயாளி (பாதுகாவலர்) உறவுமுறை			
சாட்சி			
மருத்துவர்			
மொழிபெயர்ப்பாளர்			

TRANSRADIAL CORONARY ANGIOGRAM REPORT

Patient Name:	Mr. ARUMUGAM PUCHI	ID:	MHI20240017
Age/Gender :	53 M	IPH:	IPH202400019
Cath No. :	3526	DOP:	03.01.2024
Done by	Assisted by	Technician	Physician assistant
Dr.Gnanavelu/ Dr. SalaiSudhan	Ms. Bhavatharini	Mr. Sathish	Ms. Shalini

DIAGNOSIS: CAD-IWMI (12/2023); HBP; ANEMIA; NORMAL LV FUNCTION

Access: Right radial artery

Total exposure time: 840.6"

Hardware used: 5F sheath, 5F TIG,

DAP : 52.77 Gy.cm²

Contrast used: CONTRAPAQUE 50ml

Total RAK: 139.2 mGy

Medications given: Inj NTG 200 mcg & Inj Heparin 2500 IU IA

Hemodynamic data: Aortic pressure 165/85(97) mmHg; HR 83 bpm; SpO2 100%

Significant tortuosity noted in Left Subclavian artery.

Selective Coronary angiogram done in multiple angulated views:

ARTERY	FINDINGS
LEFT MAIN	Appears normal, Bifurcates into LAD & LCX.
LAD	Type 3 vessel. Proximal and Mid LAD are normal. Distal LAD has luminal irregularities. Gives 3 diagonals and many septals. First diagonal is a major vessel, ostium shows mild disease.
LCx	Non Dominant. Proximal and Distal LCX have luminal irregularities. Gives 4 OMs which appear normal. OM3 is a major vessel.
RCA	Dominant. Proximal RCA has 90% tubular stenosis. Mid and Distal RCA have luminal irregularities. PDA and PLV appear normal.

FINDINGS: RIGHT DOMINANT SYSTEM; SIGNIFICANT RCA DISEASE

ADVICE: PTCA TO RCA

Dr. G. GNANAVELU, MD, DM

Dr. G. Gnanavelu MD, DM (cardio), FACC
Chief Cardiologist
Reg. No: 39469

#9, 1st Main Road, United India Colony, Kodambakkam, Chennai - 600024. Tel : 044 - 4310 8959

f @MedwayHospitals @medwayhospitals in @medway-hospitals @medwayhospitals

PATIENT RELIEF
94557 94557
1800 572 3003

Medway Group of Hospitals

Medway Centre of Excellence (Chennai)

Kodambakkam 044-2473 4455 Mogappair 044-26530011 Chengalpattu 044-27426829 Villupuram 04146-242000 Kumbakonam 044-2473 4455 Kakinada 0884-2333367

Heart Institute 044 - 4310 8959 Institute of Pulmonology 044-2473 4451

E-mail : info@medwayhospitals.com | Website : www.medwayhospitals.com | CIN : U74900TN2011PTC083665

MHI/HOSP/2022/118

[illegible]

[illegible]

Procedure Monitoring Sheet (Cath Lab)

Patient Name : **Mr. ARUMUGAM PUCHI**
53/Male/MHI202400017
UHID / IP : 03/01/2024/IPH2024000019
Consultant : Dr. G. GNANA VELU

Age / Sex : 53y/M

Ward Unit : RC

Diagnosis : RECENT ILM 2 / LATERAL

Pre Procedure Checklist (Please tick appropriately – To be filled by the Ward Nurse)

Well Emerges

PARAMETERS	YES	NO	NA
Vital signs : BP: 152/82 Temp: 98.2 Pulse: 53 RR: 24 SPO2: 98	✓		
Urine voided	✓		
Bowel preparation		✓	
Pre-procedure medication administered		✓	
Procedure site marked	✓		
Skin preparation done	✓		
NPO @ 7:00 AM.	✓		
Loose Tooth removed		✓	
Contact lenses / Eye glasses removed	✓		
Prosthesis present		✓	
Jewellery/Nail polish removed	✓		
Checked for Allergies (Drug / food)		✓	
IV line/In-situ	✓		
Consent taken	✓		
Investigation reports / Documents received	✓		
Signature of Nurse : @ 0108	Date & Time : 3/1/24 @ 10:55		

Intra – Procedural Record (To be filled by the Cath Lab Nurse)

Time	HR / min	RR / min	BP mmHg	SpO2%	Medication / Remarks	Sign. of Nurse
12:50	83b/min	22b/min	165/85 (97)	100%	—	Dosa
12:10	84b/min	22b/min	181/83 (114)	100%	—	Dosa
			procedure got over			

Post Procedure Follow Up Data (to be filled by the doctor)

Time : 13-10 Route : Rt Radial artery approx

Complication : Nil

BP : 171/63 (86) mmHg, HR : 92 b/min, RR : 22 b/min SpO2 : 100%

Distal Pulse : felt, Puncture Site : no oozing no haematom

Advise:

- ◆ Shift To: Ward / ICU
- ◆ Bed rest up to 4 hours
- ◆ Observe puncture site for bleeding
- ◆ Watch for Pulse in Rt Radial artery.
- ◆ Diet

◆ Inform Duty Medical Officer SOS

- If patient complains of any Discomfort
- If dressing is Loose or Socked with Blood
- If limbs are Cold / Absent Pulse

- ◆ Remove Rt Radial artery dressing on 4/1/24 at 12:55 AM / PM after informing to the consultant.

- ◆ Special instruction if any:

Nil

[Signature]
Name & Signature of Consultant

POST PROCEDURE OBSERVATION

Date & Time	BP	HR	RR	SpO2%	Site Evaluation	Extremity Status	Remarks	Sign. of Nurse
3/1/24 13:30	167/86	92	22	100%	no oozing no haematom	Cold	-	<u>[Signature]</u>

Nurses Notes :

CABG procedure done Rt Radial artery
sheath removed tight pressure bandage applied
no oozing no haematom catheter site

Condition at the end of procedure : ☒ Stable ☐ Critical

Patient shift to : ☐ Recovery Room ☐ Patient Room ☐ CCU ☐ Other RU

Name & Signature of the Nurse :

[Signature]

Date & Time :

3/1/24 13:21

SAFE PROCEDURE CHECKLIST
Adapted from WHO Safe Surgery Checklist

By: **Mr. ARUMUGAM PUCHI**
53/Male/MHI202400017
03/01/2024/1PH2024000019
Dr. G. GNANAVELU

Name of the Procedure : Cath Location : Cath / as Date & Time : 3.01.24

Does the Procedure involve Procedural Sedation : ☐ Yes ☒ No

SIGN IN Before Induction of Procedural Sedation (Anaesthetist / Qualified Physician administering Procedural Sedation + Nurse + Technician + Doctor performing the procedure)		TIME OUT After procedural Sedation and before procedure (Anaesthetist or Qualified Physician administering Procedural Sedation + Nurse + Technician + Doctor performing the Procedure)		SIGN OUT When Doctor indicates that the Procedure is completed	
Patient Confirmation		All team members introduce themselves by Name and Role		To be done for each procedure in case of multiple procedures	
Identity by two identifiers	<input checked="" type="checkbox"/> Yes	Identity by two identifiers	<input checked="" type="checkbox"/> Yes	Name of the Procedure done written down	<input checked="" type="checkbox"/> Yes
Procedure	<input checked="" type="checkbox"/> Yes	Procedures	<input checked="" type="checkbox"/> Yes	Name and site of all specimens / investigations confirms labeling and sent to lab	<input type="checkbox"/> Yes <input checked="" type="checkbox"/> NA
Side	<input checked="" type="checkbox"/> Rt <input type="checkbox"/> Lt <input type="checkbox"/> NA	Side <u>Rt Radial artery approach</u>	<input checked="" type="checkbox"/> Rt <input type="checkbox"/> Lt <input type="checkbox"/> NA	Any recovery concerns : <input checked="" type="checkbox"/> Yes <input type="checkbox"/> None If Yes, Pls. specify :	
Consent	<input checked="" type="checkbox"/> Yes	Position <u>Supine</u>	<input checked="" type="checkbox"/> Yes	Any Equipment / instrument problem that needs to be addressed : <input type="checkbox"/> Yes <input checked="" type="checkbox"/> None If Yes, Pls. specify :	
Known Allergy	<input type="checkbox"/> Yes <input checked="" type="checkbox"/> No If yes, please specify	Consent	<input checked="" type="checkbox"/> Yes	Corrective action : <u>Observation.</u>	
Difficult airway / aspiration risk / dentures	<input checked="" type="checkbox"/> No <input type="checkbox"/> Yes, equipment and assistance available	Required equipment and implants available	<input checked="" type="checkbox"/> Yes <input type="checkbox"/> NA		
Possibility of hypothermia	<input checked="" type="checkbox"/> No <input type="checkbox"/> Yes, warmer in place	Essential Imaging displayed	<input checked="" type="checkbox"/> Yes <input type="checkbox"/> NA		
All concerned anesthesia equipment and medication check complete	<input type="checkbox"/> Spo2 <input type="checkbox"/> NIBP <input checked="" type="checkbox"/> Others pls. specify <u>See</u>	Antibiotic prophylaxis within last 60 minutes	<input type="checkbox"/> Yes <input checked="" type="checkbox"/> NA		
Pre OP medication taken	<input type="checkbox"/> Yes <input checked="" type="checkbox"/> No	Name of the Antibiotic given	<input type="checkbox"/> Yes <input checked="" type="checkbox"/> NA		
Required equipment for procedure available	<input checked="" type="checkbox"/> Yes <input type="checkbox"/> NA	Venous Thromboembolism Prophylaxis Provided	<input type="checkbox"/> Yes <input checked="" type="checkbox"/> NA		
		Anticipated duration briefed	<input checked="" type="checkbox"/> Yes		
		Anticipated blood loss briefed	<input checked="" type="checkbox"/> Yes <input type="checkbox"/> NA		
		Adequate fluids and blood available	<input type="checkbox"/> Yes <input checked="" type="checkbox"/> NA		
		Team briefed on any critical or unexpected steps	<input checked="" type="checkbox"/> Yes		
		For procedural sedation cases			
		Any patient specific concerns :	<input type="checkbox"/> Yes <input checked="" type="checkbox"/> None		
		Intra procedure glycaemic control	<input type="checkbox"/> Yes <input checked="" type="checkbox"/> NA		
		Any concerns about sterility	<input type="checkbox"/> Yes <input checked="" type="checkbox"/> None		
Anaesthetist / Doctor giving Procedural Sedation		Doctor performing the Procedure		Nurse :	
Date : <u>3/1/24</u>		Date : <u>3/1/24</u>		Date : <u>3/1/24</u>	
Time : <u>13.20</u>		Time : <u>13.20</u>		Time : <u>13.20</u>	
		Technician :		Others Please Specify :	
		Date : <u>3/1/24</u>		Date : <u>3/1/24</u>	
		Time : <u>13.20</u>		Time : <u>13.20</u>	

BRADEN SCALE FOR PREDICTING PRESSURE INJURY RISK

SENSORY PERCEPTION ability to respond meaning-fully to pressure-related discomfort	1. Completely Limited Unresponsive (does not moan, flinch, or grasp) to painful stimuli, due to diminished level of consciousness or sedation OR limited ability to feel pain over most of body	2. Very Limited Responds only to painful stimuli. Cannot communicate discomfort except by moaning or restlessness OR has a sensory impairment which limits the ability to feel pain or discomfort over 1/2 of body	3. Slightly Limited Responds to verbal commands, but cannot always communicate discomfort or the need to be turned OR had some sensory impairment which limits ability to feel pain or discomfort in 1 or 2 extremities	4. No Impairment Responds to verbal commands. Has no sensory deficit which would limit ability to feel or voice pain or discomfort	4	4		
MOISTURE degree to which skin is exposed to moisture	1. Constantly Moist Skin is kept moist almost constantly by perspiration, urine etc. Dampness is detected every time patient is moved or turned	2. Very Moist Skin is often, but not always moist. Linen must be changed at least once a shift	3. Occasionally Moist Skin is occasionally moist, requiring an extra linen change approximately once a day	4. Rarely Moist Skin is usually dry, linen only requires changing at routine intervals	4	4		
ACTIVITY degree of physical activity	1. Bedfast Confined to bed	2. Chairfast Ability to walk severely limited or non-existent. Cannot bear own weight and / or must be assisted into chair or wheelchair	3. Walks Occasionally Walks occasionally during day, but for very short distances, with or without assistance. Spends majority of each shift in bed or chair	4. Walks Frequently Walks outside room at least twice a day and inside room at least once every two hours during waking hours	4	4		
MOBILITY ability to change and control body position	1. Completely Immobile Does not make even slight changes in body or extremity position without assistance	2. Very Limited Makes occasional slight changes in body or extremity position but unable to make frequent or significant changes independently	3. Slight Limited Makes frequent through slight changes in body or extremity position independently	4. No Limitation Makes major and frequent changes in position without assistance	4	4		
NUTRITION usual food intake pattern	1. Very Poor Never eats a complete meal. Rarely eats more than any food offered. Eats 2 servings or less of protein (meat or dairy products) per day. Takes fluids poorly. Does not take a liquid dietary supplement OR is NPO and / or maintained on clear liquids or IV's for more than 5 days	2. Probably Inadequate Rarely eats a complete meal and generally eats only about 2 of any food offered. Protein intake includes only 3 servings of meat or dairy products per day. Occasionally will take a dietary supplement	3. Adequate Eats over half of most meals. Eats a total of 4 servings of protein (meat, dairy products) per day. Occasionally will refuse a meal, but will usually take a supplement when offered OR is on a tube feeding or TPN regimen which probably meets most of nutritional needs	4. Excellent Eats most of every meal. Never refuses a meal. Usually eats a total of 4 or more servings of meat and dairy products. Occasionally eats between meals. Does not require supplementation	4	4		
FRICTION & SHEAR	1. Problem Requires moderate to maximum assistance in moving. Complete lifting without sliding against sheets is impossible. Frequently slides down in bed or chair, requiring frequent re-positioning with maximum assistance. Spasticity, contractures or agitation leads to almost constant friction	2. Potential Problem Moves feebly or requires minimum assistance. During a move skin probably slides to some extent against sheets, chair, restraints or other devices. Maintains relatively good position in chair or bed most of the time but occasionally slides down	3. No Apparent Problem Moves in bed and in chair independently and has sufficient muscle strength to lift up completely during move. Maintains good position in bed or chair		3	3		
					TOTAL SCORE	23	23	
					Initial & Emp. No. of Staff Nurse:	Q. BROS	Q. OWS	
					Initial & Emp. No. of Sr. Staff Nurse:	K. K.	K. K.	

Score Interpretation: Minimal Risk: 23 - 19; At Risk / Mild Risk: 18 - 15; Moderate Risk: 14 - 13; High Risk: 12 - 10; Severe Risk: 9 - 6


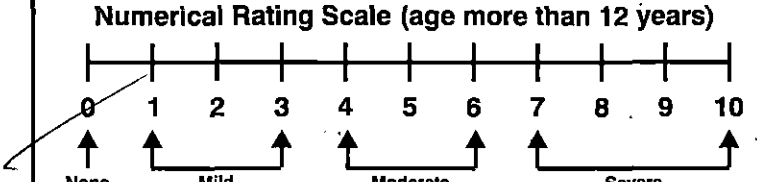


PAIN RE-ASSESSMENT & MONITORING CHART

Date & Time	Pain Score	Pain Character (dull, achy, sharp, stabbing, shooting, burning, referred / radiant pain)	Duration	Location / Site	Interventions	Staff Initial & Emp. No.	Senior Staff Initial & Emp. No.
3/1/24 10:50	0/10	No pain	-	-	-	Dr. 0208	Dr. Jay 005
13:25	0/10	No pain	-	-	-	Dr. 0208	Dr. Jay 005
14:25	0/10	No pain	-	-	-	Dr. 0208	Dr. Jay 005
15:25	0/10	No pain	-	-	-	Dr. 0208	Dr. Jay 005
16:25	0/10	No pain	-	-	-	Dr. 0208	Dr. Jay 005
17:25	0/10	No pain	-	-	-	Dr. 0208	Dr. Jay 005
		pt got Discharged					

Date & Time	Pain Score	Pain Character (dull, achy, sharp, stabbing, shooting, burning, referred / radiant pain)	Duration	Location / Site	Interventions	Staff Initial & Emp. No.	Senior Staff Initial & Emp. No.
	h						



PAIN SCALES

PIPPS (28 weeks to ≤ 38 weeks)	6 or less = Minimal to no pain 7 - 12 = Mild pain - Provide comfort measures >12 = Moderate to severe pain - Pharmacological intervention					
CRIES (38 weeks - 2 months)	The CRIES scale is used for infants > than or = 38 weeks of gestation. A maximal score of 10 is possible. If the CRIES score is > 4, further pain assessment should be undertaken, and analgesic administration is indicated for a score of 6 or higher.					
FLACC Scale (2 months - 7 years)	0: Relaxed & comfortable, 1-3: Mild discomfort, 4-6: Moderate discomfort, 7-10: Severe discomfort / pain / both					
Wong-Baker FACES Pain Rating Scale (7 years - 12 years)	 <div> <p>0 No Hurt</p> <p>2 Hurts Little Bit</p> <p>4 Hurts Little More</p> <p>6 Hurts Even More</p> <p>8 Hurts Whole Lot</p> <p>10 Hurts Worst</p> </div>					Numerical Rating Scale (age more than 12 years) 
Critical care Pain Observation Tool (CPOT) (ventilator / comatose)	FACIAL EXPRESSION: 0 - Relaxed, Neutral, 1 - Tense, 2 - Grimacing BODY MOVEMENTS: 0 - Absence of movements or normal position, 1 - Protection, 2 - Restlessness / Agitation COMPLIANCE WITH VENTILATION (Intubated patients): 0 - Tolerating Ventilator or Movement, 1 - Coughing but tolerating, 2 - Fighting ventilator (or) VOCALIZATION (non-intubated patients): 0 - Talking on normal tone or no sound, 1 - Sighing, Moaning, 2 - Crying out, sobbing MUSCLE TENSION: 0 - Relaxed, 1 - Tense, Rigid, 2 - Very Tense, Rigid TOTAL SCORE: 0 - 2: No Pain; 3 - 4: Moderate Pain; 5 - 8: Severe Pain					
Non-pharmacological Interventions	Distraction: A - Relaxation-conducive environment; B - TV; C - Music; D - Physical and mental exercisers Cutaneous Stimulation and massage: E - Positioning; F - Rubbing / Massage the skin Thermal Therapies (no longer than 15 to 20 minutes): G - Cold application; H - Hot application; I - Shortwave diathermy Transcutaneous electrical nerve stimulation (TENS): J - Interferential therapy Psycho-social therapy/counseling: K - Individual Counseling; L - Family counseling					

Pharmacological Interventions as per doctor's prescription

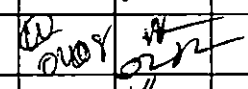
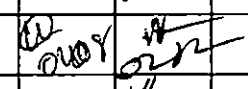
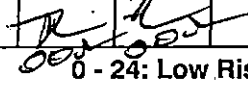
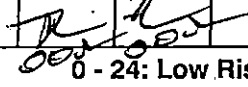
DVT RISK ASSESSMENT

Assign a score of 1 if (YES) in parameter nos. 1 to 9, and assign a score of -2 if (YES) in parameter no. 10

		Date						
		Time						
S. No.	PARAMETERS							
1	Active cancer (on-going treatment or diagnosed within 6 months or palliative care)	0						
2	Bedridden recently >3 days or major surgery within four weeks	0						
3	Calf swelling >3 cm compared with asymptomatic side, measured at 10 cm below tibial tubercle (Assess for both legs)	0						
4	Collateral (nonvaricose) superficial veins present (Assess for both legs)	0						
5	Entire leg swollen (Assess for both legs)	0						
6	Localized tenderness along the deep venous system (Assess for both legs)	0						
7	Pitting edema, greater in the symptomatic leg (Assess for both legs)	0						
8	Paralysis, paresis, or recent plaster immobilization of the lower extremity (Assess for both legs)	0						
9	Previously documented DVT (Assess for both legs)	0						
10	Alternative diagnosis to DVT as likely or more likely (Assess for both legs) / Co-morbidity like ESLD / Renal disease, Renal failure, CCF Cellulitis (commonly mistaken as DVT), Dependent (stasis) oedema, Lymphatic obstruction. Septic arthritis, Cirrhosis, Nephrotic syndrome, Calf muscle tear or strain, Haematoma (collection of blood) in the muscle, Sprain or rupture of a leg tendon, Fracture.	0						
FINAL SCORE		0						
Low Risk: -2 to 0 Moderate Risk: 1 to 2 High Risk: 3 to 8		Low						
DVT prophylaxis started		<input checked="" type="checkbox"/> Yes <input checked="" type="checkbox"/> No	<input type="checkbox"/> Yes <input type="checkbox"/> No	<input type="checkbox"/> Yes <input type="checkbox"/> No	<input type="checkbox"/> Yes <input type="checkbox"/> No	<input type="checkbox"/> Yes <input type="checkbox"/> No	<input type="checkbox"/> Yes <input type="checkbox"/> No	<input type="checkbox"/> Yes <input type="checkbox"/> No
Signature & Emp. No. of RN		 0708						
Signature & Emp. No. of Sr. RN		 060						



MODIFIED MORSE FALL RISK ASSESSMENT CHART

Variables	Date	31/12/24	31/12/24							
	Time	10:30	16:00							
History of falling (immediate or within 6 months)	No	0	0	0	0	0	0	0	0	0
	Yes	25	25	25	25	25	25	25	25	25
Secondary diagnosis (≥ 2 medical diagnosis)	No	0	0	0	0	0	0	0	0	0
	Yes	15	15	15	15	15	15	15	15	15
Intravenous Therapy / Heparin Lock / Tubes Insitu	No	0	0	0	0	0	0	0	0	0
	Yes	20	20	20	20	20	20	20	20	20
AMBULATORY AID										
None / Bed Rest / Nurse Assist		0	0	0	0	0	0	0	0	0
Crutches / Cane / Walker		15	15	15	15	15	15	15	15	15
Furniture		30	30	30	30	30	30	30	30	30
GAIT										
Normal / Bed Rest / Wheel Chair		0	0	0	0	0	0	0	0	0
Weak		10	10	10	10	10	10	10	10	10
Impaired		20	20	20	20	20	20	20	20	20
MENTAL STATUS										
Oriented to own stability		0	0	0	0	0	0	0	0	0
Overestimated or forgets limitations		15	15	15	15	15	15	15	15	15
MEDICATIONS Includes PCA / opiates, diuretics, laxatives, hypnotics, sedatives, immunosuppressant, anticonvulsants, anti-hypertensives, hypoglycemics and psychotropics	No	0	0	0	0	0	0	0	0	0
	Yes	15	15	15	15	15	15	15	15	15
Total Score		50	50							
Low Risk (0 - 24)		1	1							
Medium Risk (25 - 44)		✓	✓							
High Risk (45 or above)		✓	✓							
Signature & Emp. No. of RN										
Signature & Emp. No. of Sr. RN										

0 - 24: Low Risk; 25 - 44: Medium Risk; 45 or above: High Risk

INTERVENTIONS <i>Tick as per the Risk Score</i>	Date									
	Time									
Low Risk Interventions (0 - 24)										
Familiarize the patient with the immediate surroundings	✓	✓								
Remind the patient to use call bell before getting out of bed	✓									
Keep the two side rails in the raised position at all times for all patients regardless of age	✓	✓								
Keep the call bell, bedside table, water, glasses within the patient's easy reach	✓	✓								
Remove excess equipment or furniture to make a clear path	✓									
Keep the patient's bed in the low position at all times except during procedure	✓	✓								
Teach fall-prevention techniques, such as sitting up for a moment before rising from the bed	✓									
Bed wheels should be locked	✓	✓								
Encourage family participation in the patient's care	✓									
Ensure that floor of the bathroom is dry and not slippery	✓	✓								
Review medications for potential side effects that can promote falls	✓	✓								
Use safety belts during movement in wheelchair	✓									
The patients are not ambulated by themselves. They are to be ambulated only with assistance	✓									
Medium risk interventions (25 - 44)										
Apply all the low risk interventions	✓	✓								
Tie yellow fall risk tag in the bed and Wheel chair / Stretcher	✓	✓								
Make sure that proper transfer precautions are instituted for heavy or debilitated patients in a bed or wheel chair or on a toilet seat	✓	✓								
Use restraints and bed monitors as ordered by the doctor	✓	✓								
Allow the patient to ambulate only with assistance	✓									
Consider peak effects of the medications that effects level of consciousness, gait and elimination when planning patient's care	✓	✓								
Do not leave patients unattended in diagnostic or treatment areas	✓	✓								
Accompany the patient while going to bathroom	✓	✓								
Advise the patient to use grab bars near the toilet, bathtub, and shower	✓	✓								
Make sure the family and other visitors understand the restrictions mentioned above	✓	✓								
High-risk interventions (45 or above)										
Apply all the low and medium risk interventions	✓	✓								
Tie red fall risk tag in the bed, wheel chair and stretcher	✓	✓								
Locate the high-risk patients in a room close to the nurses' station	✓	✓								
Answer these patients call bells as quickly as possible	✓	✓								
Provide a commode at bedside (if appropriate)	✓	✓								
Urinal/bedpan should be within easy reach (if appropriate)	✓	✓								
Encourage family members or other visitors to stay with them	✓	✓								
If appropriate, consider using protection devices: safety belts	✓	✓								
Signature & Emp. No. of RN	✓	✓								
Signature & Emp. No. of Sr. RN	✓	✓								

MEDWAY HOSPITALS

KODAMBAKKAM (HEART)

, 1st Main Road, United India Colony , Kodambakkam, Chennai, Tamilnadu, In

044-2473 4455

care@medwayhospitals.com

Registration No : MHI202400017

Patient Name : ARUMUGAM PUCHI

Age : 53

Gender : Male

IP Number : MMH/HM/IPH2024000019

Discharge Date : 03/01/2024 5:25:00PM


Bill No : MMH/HM/IPH202400018

Bill Date : 03/01/2024 5:23:34PM


Ward Name : RADIAL LOUNGE

Bed Name : V_RL-6

NO DUE



Approved By



Checked By

